

# FroliCat® Fox Den Toy User Guide

The FroliCat® Fox Den is an automated, motion-activated cat toy that will encourage your cat to play. Simply insert batteries, choose which mode to use, and place Fox Den on the floor where the surface is flat. During One Time Play mode, the toy will play for 10 minutes, then turn off. During Play All Day mode, the toy will play every two hours, three times, for 10 minutes each. In between automatic play sessions, when the toy is resting, the motion sensor on the front of the toy will detect nearby motion, within several feet, and turn on automatically. If no motion is detected, the toy will rest until the next automatic play session or motion is detected again.

## ⚠ DANGER

Fox Den Toy is not a child's toy. Do not allow unsupervised use while in the presence of children.

## ⚠ WARNING

This product should only be used in accordance with the instructions in this User Guide. This product is intended for cats, not for children or dogs. Adult supervision is required around children and pets.

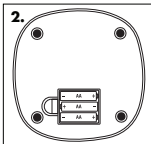
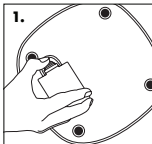
Do not use Fox Den Toy on an elevated surface such as a table or counter. Use on the floor only.

Keep batteries away from small children. If swallowed, promptly see doctor. Battery can explode or cause burns if disassembled, charged, or exposed to water, fire or high temperature. Do not mix old and new batteries. Keep batteries in original package until ready to use and dispose of used battery promptly.

Do not use the Fox Den Toy until you have read the entire User Guide.

## Battery Installation

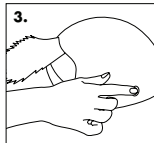
1. Locate battery door on bottom of the toy as shown in diagram 1.
2. Open battery door.
3. Position 3 AA batteries as shown in diagram 2.
4. Close battery door.



## Operating Instructions

### One Time Play

- Find the power button on the side of the toy as shown in diagram 3. Press the button once quickly, then release, to power on.
- The toy will turn on immediately and play for 10 minutes, then power off automatically.
- To end the play session before 10 minutes, press the power button quickly once and release.



### Play All Day

- Find the power button on the side of the toy as shown in diagram 3. Press the button for 2-4 seconds, then release, to power on. The toy will beep three times to let you know when Play All Day mode is activated.
- Play All Day mode lasts for a 6.5 hour time period. From the beginning to the end of this mode, the toy will:
  - ◆ Play 10 minutes, rest for 2 hours. During rest time, motion sensor is on.
  - ◆ Play 10 minutes, rest for 2 hours. During rest time, motion sensor is on.
  - ◆ Play 10 minutes, rest for 2 hours, power off. During rest time, motion sensor is on.
- During rest time in Play All Day mode, if motion is detected within 3-4 feet in front of the toy, it will turn on for 2 minutes. Once the cat walks away, the toy will rest again within 2 minutes. Note: motion has to be detected in front of the toy, where the tail appears. Be sure to place the toy in a safe play area where the cat may walk by the front of it. There is a delay of 25 seconds after the 2 minutes of play before more motion is detected.
- To power off while in Play All Day mode, press the power button on the side of the toy (1) quickly once, then release.

## To Ensure Proper Function

- Do not mix old and new batteries.
- Do not mix standard, alkaline or rechargeable batteries.
- Do not use rechargeable batteries.
- Exhausted batteries should be removed immediately. Do not dispose of batteries with household waste.

## Advice for Use

Apart from playing with this product, it is recommended that pet parents interact with their pets and provide a variety of play activities, opportunities for stimulation and appropriate amount of daily exercise as determined by their veterinarian.

If you have questions about FroliCat® or any of our products, please call us toll free at 800-732-2677 to speak with one of our knowledgeable animal-loving staff.